

WALKER

**SERVICE
DIVISION**

Jack Parts Sheet

MODEL 93630


SERIES "A"

MODEL 93632 (was J-122)

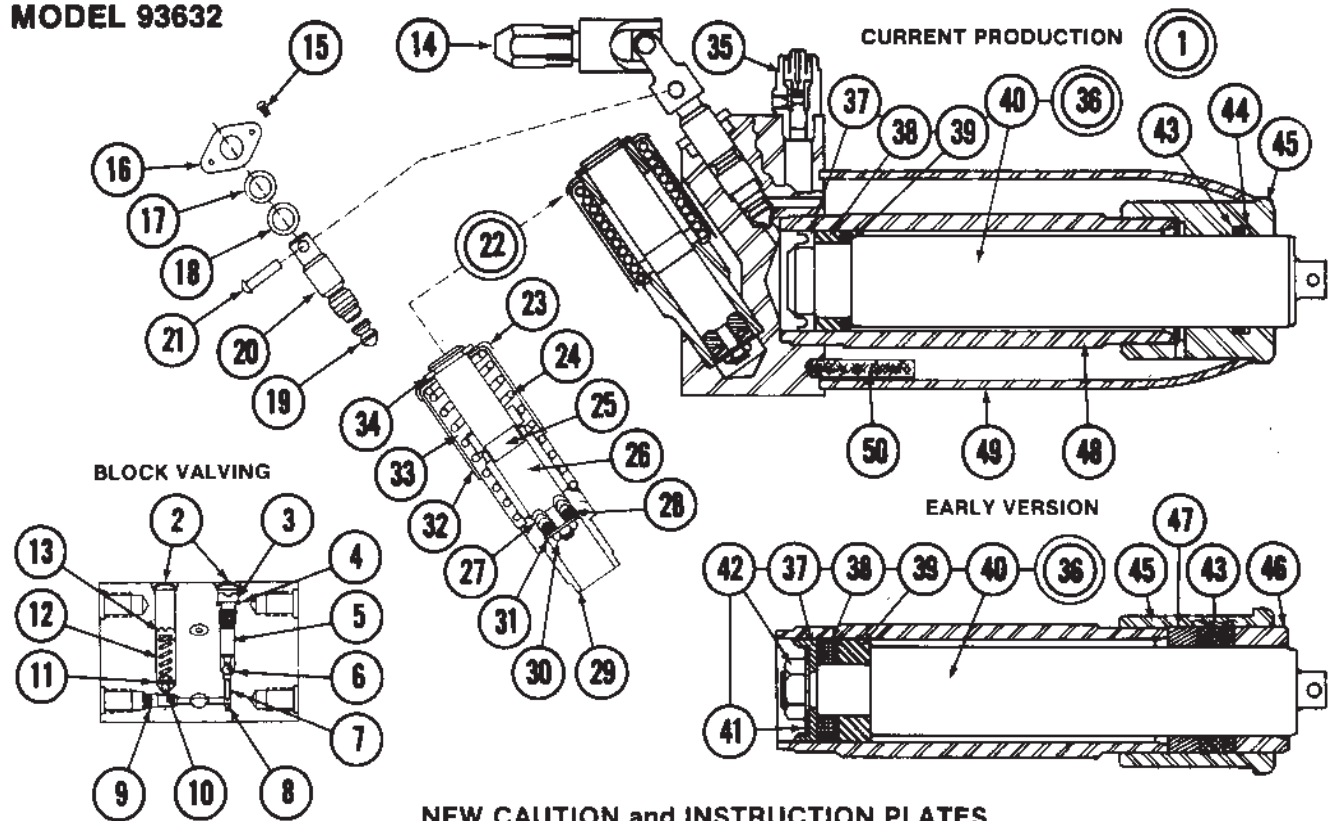
SERIES "A, C & E"

1½ TON CAPACITY
HYDRAULIC SERVICE JACK

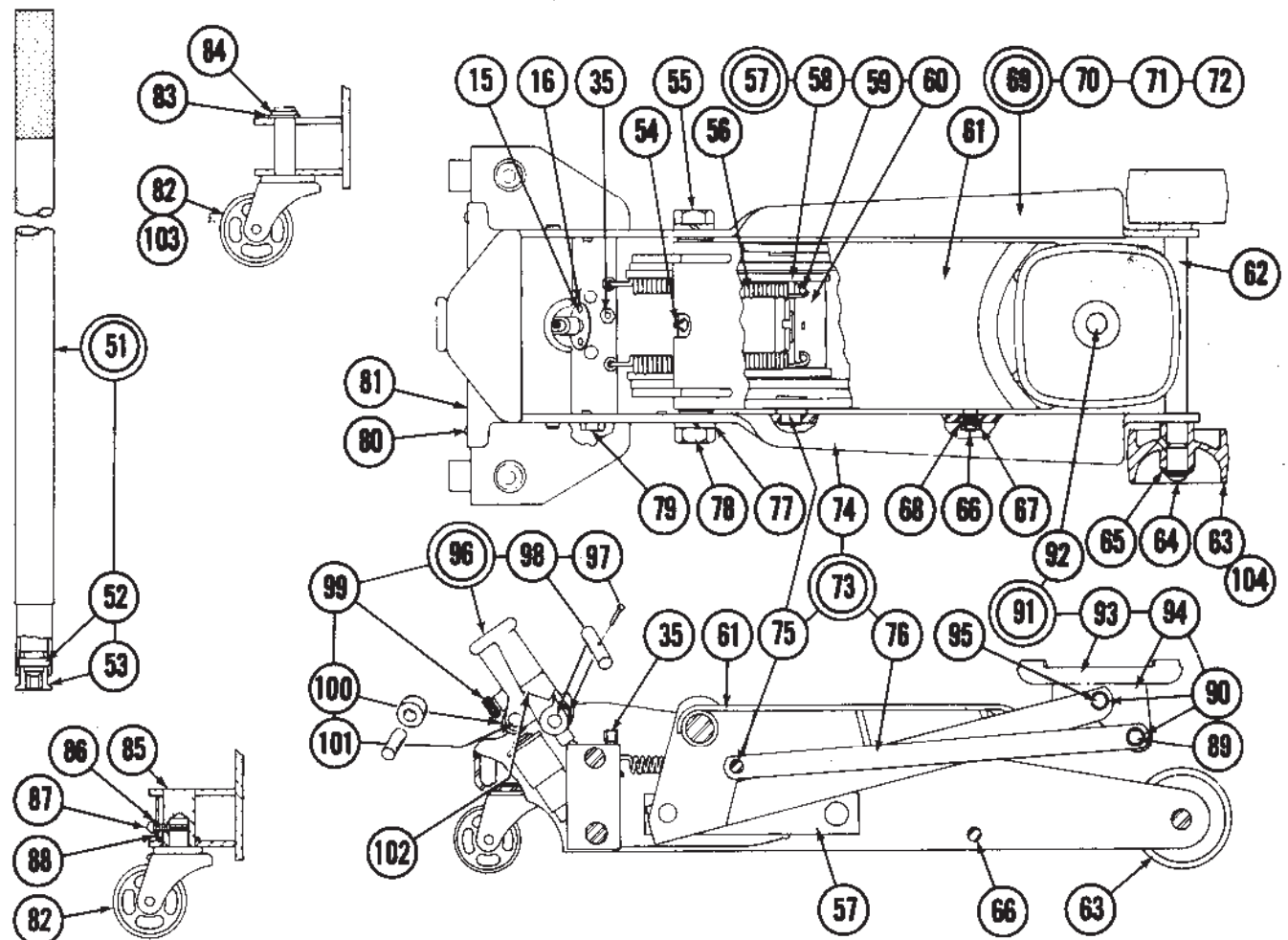
PANZITTA SALES & SERVICE
72 George Avenue
Wilkes-Barre, PA 18705
570-822-6720 800-822-6720
www.panzittasales.com



**MODEL 93630
MODEL 93632**



**NEW CAUTION and INSTRUCTION PLATES,
must be replaced on every repair.**



**ORDER BY PART NUMBER, NOT CODE NUMBER
SEE BACK PAGE FOR COMPLETE NUMERICAL LISTING**

PANZITTA SALES & SERVICE
72 George Avenue
Wilkes-Barre, PA 18705
570-822-6720 800-822-6720
www.panzittasales.com

PANZITTA SALES & SERVICE
72 George Avenue
Wilkes-Barre, PA 18705
570-822-6720 800-822-6720
www.panzittasales.com

MODEL 93630
MODEL 93632

Code No.	Part Number		Description	No. Req'd.	Code No.	Part Number		Description	No. Req'd.
	—	93630 Series A				—	93630 Series A		
	Series A	Series C & E				Series A	Series C & E		
1	—	—	Hydraulic Unit Assy.	1	56	225924	Spring	2	
2	201733**	—	Plug-Expansion	2	57	229048	Cross Head Assembly	1	
3	211013	—	Plug-Pressure	1	58	226343	Link	2	
4	204842	—	Gasket-Pressure Plug	1	59	226335	Stud-Spring	2	
5	211014	—	Spacer-Discharge	1	60	226344	Cross Head	1	
6	203201	—	Valve-Discharge	1	61	221705	Bell Crank Assy.	1	
7	226330	—	Spacer-Suction	1	62	221716	Axle-Front	1	
8	203198	—	Valve-Suction	1	63	226614	Wheel-Front (Steel)	2	
9	210311	—	Plug	1	64	214557	Retaining Ring	2	
10	203196**	—	Valve-Safety	1	65	204324	Washer	2	
11	226376**	—	Adapter-Safety	1	66	221704	Pin-Spacer	1	
12	226375**	—	Spring-Safety	1	67	203275	Nut	2	
13	226373**	—	Adj. Nut-Safety	1	68	201789	Lockwasher	2	
14	228349	—	Universal Assy.	1	69	225618	Side Plate Assy. - L.H.	1	
15	222940	—	Screw	2	70	221694	Side Plate - L.H.	1	
16	218414	—	Retainer Plate	1	71	226342	Stud (See Code #75)	1	
17	212374	—	Washer-Retainer	1	72	226345	Link (See Code #76)	1	
18	212375	—	"O" Ring	1	73	225617	Side Plate Assy. - R.H.	1	
19	218043	—	Release Valve	1	74	221693	Side Plate - R.H.	1	
20	218413	—	Release Stem	1	75	226342	Stud	1	
21	211341	—	Rivet	1	76	226345	Link	1	
22	227045	—	Pump Assembly	1	77	201478	Lockwasher	2	
23	226365	—	Cover	1	78	203311	Nut	2	
24	226348	—	Spring	1	79	226364	Shoulder Bolt	4	
25	201142	—	Crosspin	1	80	221724	Screw	2	
26	226350	—	Piston	1	81	221723	Shroud	1	
27	201828	—	"V" Chevrons	3	82	226119	Caster (Steel)	2	
28	226351	—	Adaptor	1	83	—	Washer	2	
29	226339	—	Cylinder	1	84	—	Retaining Ring	2	
30	212170	—	Nut	1	85	221697	Sleeve-Caster	2	
31	204233	—	Washer	1	86	201785	Lockwasher	2	
32	226357	—	Lower Sleeve	1	87	221700	Set Screw	2	
33	226356	—	Top Sleeve	1	88	204354	Washer	2	
34	201803	—	Retainer	1	89	226349	Pin-Cap Hsg. to Link	1	
35	227095	—	Filler Plug/Vent	1	90	201801	Retaining Ring	4	
36	Note #1	225518	Ram Assembly	1	91	221701	Cap Housing Assembly	1	
37	200501	227919	"U" Cup	1	92	226355	Stud	1	
38	G-19691	224760	Heel Plate	1	93	221702	Cap	1	
39	G-19681	224867	Back-Up Washer	1	94	226491	Housing	1	
40	Note #2	225517	Ram	1	95	221703	Pin-Cap Hsg. to Bell Ck.	1	
41	204286	—	Washer	1	96	230486	Handle Socket Assy.	1	
42	203287	—	Nut	1	97	202359	Rivet	2	
43	213167▲	221748	Quad Ring	1	98	226336	Pin	2	
44	—	221747	Back-Up Washer	1	99	226341	Thumb Screw	1	
45	Note #3	225516	Tank Nut	1	100	226334	Roller	1	
46	G-16431	—	Gland Nut	1	101	213915	Pin-Roller	1	
47	G-19651	—	Ram Guide Ring	1	102	230400	Handle Socket	1	
48	226347	230404	Cylinder	1	103	—	Caster (Model 93630)	2	
49	226346	—	Oil Tank	1	104	—	Wheel (Model 93630)	2	
50	221318†	—	Screen-Suction	1	—	228208	—	—	
51	226110	—	Handle Assembly	1	—	228022	—	—	
52	212908	—	Groove Pin	1	—	—	—	—	
53	226112	—	Hex End	1	—	—	—	—	
54	226318	—	Grease Fitting	1	—	—	—	—	
55	210700	—	Fulcrum Pin	1	—	—	—	—	

*Contact Factory or nearest Authorized Service Depot when complete Unit Assembly is needed.

**Repairs not recommended without required special tools and test equipment.

▲3 Required

†Service Substitute

Note #1 If complete Ram Assembly is required order 225518.

Note #2 If Ram is required order 225518 complete Ram Assembly.

Note #3 Use 1 ea. 225516, 221747 and 221748.

MODEL 93630
MODEL 93632

NUMERICAL LISTING OF PARTS

Part No.	Code No.	Part No.	Code No.	Part No.	Code No.	Part No.	Code No.
G-16431	46	211013	3	221748	43	226348	24
G-19651	47	211014	5	222940	15	226349	89
G-19681	39	211341	21	224760	38	226350	26
G-19691	38	212170	30	224867	39	226351	28
200501	37	212374	17	225516	45	226355	92
201142	25	212375	18	225517	40	226356	33
201478	77	212908	52	225518	36	226357	32
201733	2	213167	43	225602	82	226364	79
201785	86	213915	101	225617	73	226365	23
201789	68	214557	64, 84	225618	69	226373	13
201801	90	218043	19	225924	56	226375	12
201803	34	218413	20	226110	51	226376	11
201828	27	218414	16	226112	53	226491	94
202395	97	221318	50	226119	82	226614	63
203196	10	221693	74	226318	54	227045	22
203198	8	221694	70	226330	7	227095	35
203201	6	221697	85	226334	100	227919	37
203275	67	221700	87	226335	59	228022	104
203287	42	221701	91	226336	98	228208	103
203311	78	221702	93	226339	29	228349	14
204233	31	221703	95	226341	99	229048	57
204286	41	221704	66	226342	71, 75	230400	102
204324	65, 83	221705	61	226343	58	230404	48
204354	88	221716	62	226344	60	230486	96
204842	4	221723	81	226345	72, 76		
210311	9	221724	80	226346	49		
210700	55	221747	44	226347	48		

PANZITTA SALES & SERVICE
72 George Avenue
Wilkes-Barre, PA 18705
570-822-6720 800-822-6720
www.panzittasales.com

Label Locations

